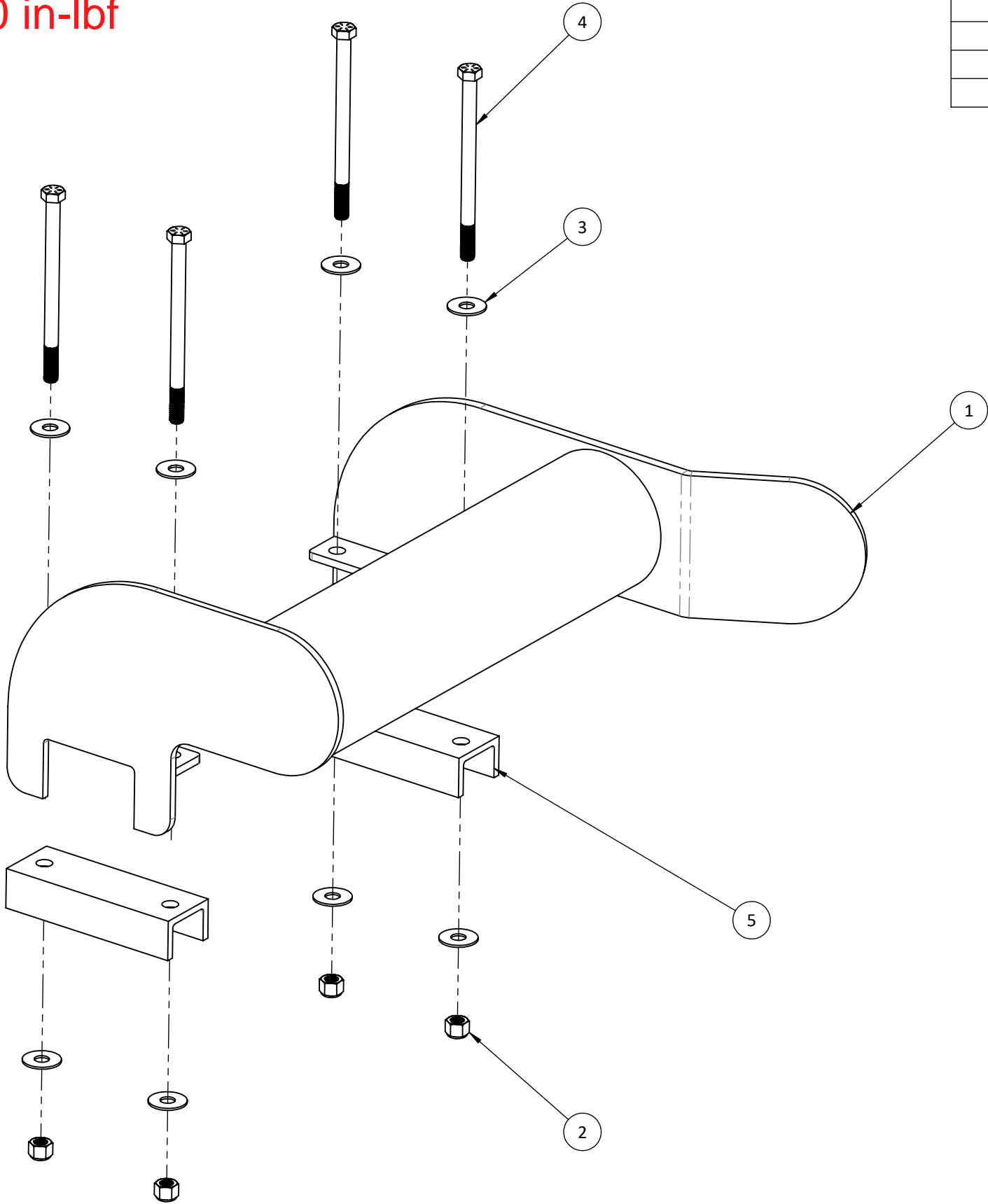



Torque bolts to 120 in-lbf

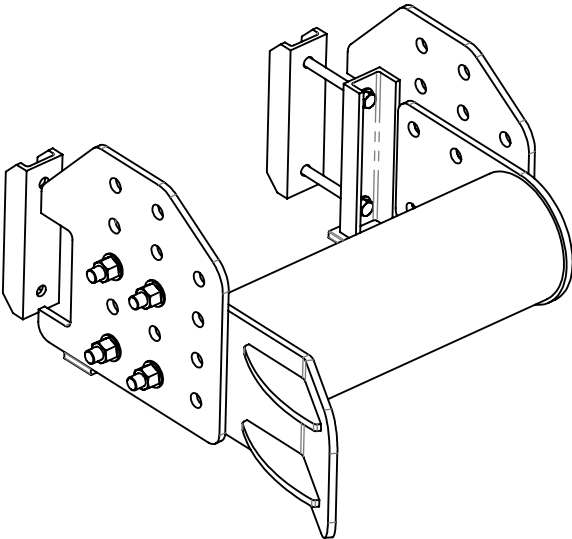
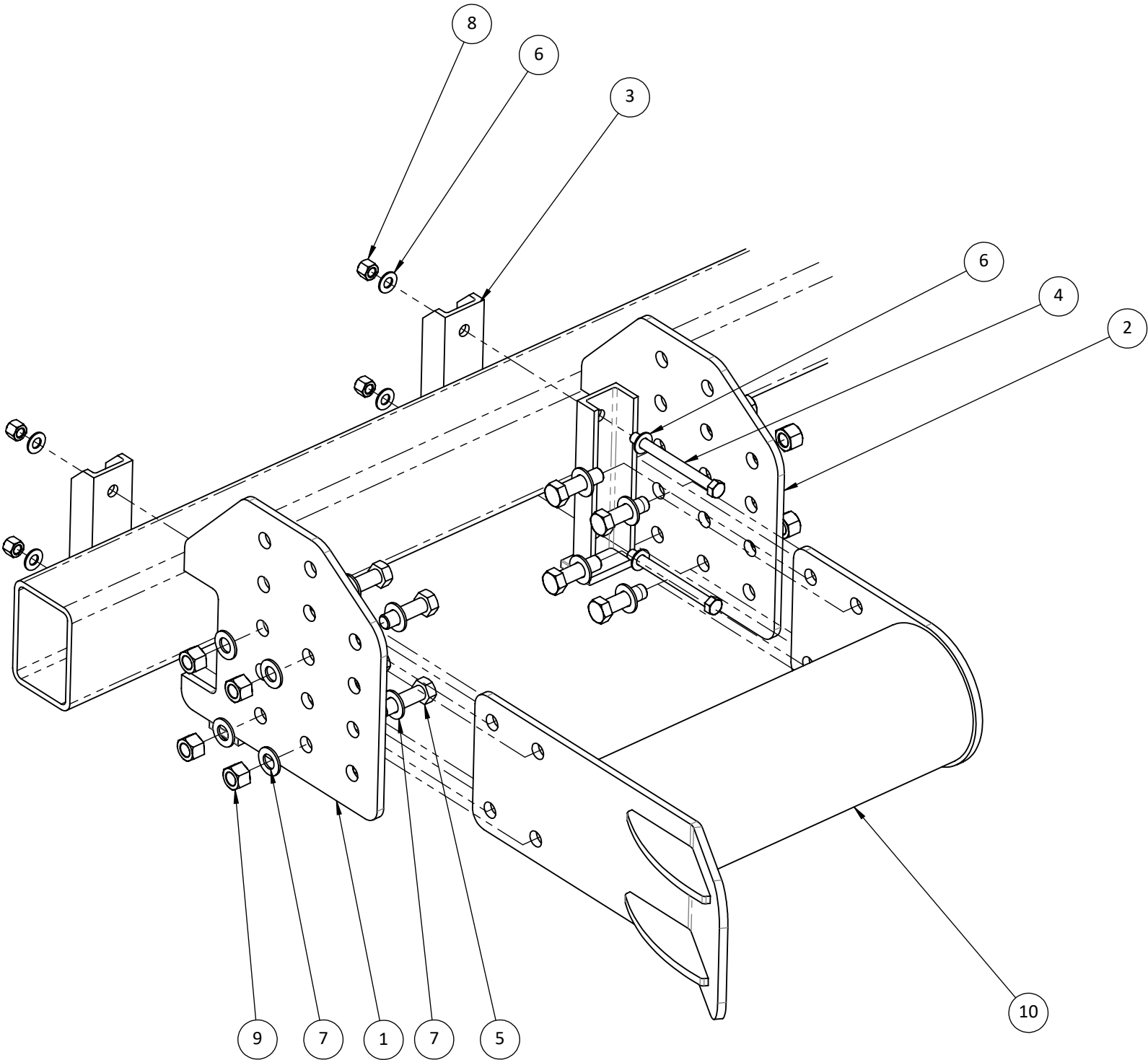


ITEM	PART NUMBER	DESCRIPTION	QTY.
1	190150	TDSXS Bumper - Right	1
2	SH-5_8NYLOCK	5/8" LOCK NUT	4
3	TD-5/8WASHER	5/8" Flat Washer	8
4	BOLT-5/8-11X9	Bolt, 5/8-11 x 9" Grade 8 Hex Head	4
5	200171	bumper Retainer Bracket	2


TITLE: TDSXS Right Bumper Assembly					
TOLERANCES Unless Otherwise Specified Fractional: $\pm 1/32$ Angular: $\pm 1^\circ$ One Place Decimal: ± 0.1 Two Place Decimal: ± 0.01 Three Place Decimal: ± 0.005		Proprietary and Confidential The information contained in this drawing is the sole property of Southwestern Sales Company. Any reproduction in part or as a whole without the written permission of Southwestern Sales is prohibited.		<div><div>Southwestern Sales Co. Rogers, Arkansas 72757-1257</div></div>	
FINISH Unfinished		MATERIAL As Noted		DWG. NO. 200013 REV	
Drawn By:		Eng. Approval:			
A. Hughes	3/19/202	A. Hughes	3/19/2020	Do Not Scale	WT: 96.299 Sheet 1 of 1



Torque bolts to 120 in-lbf

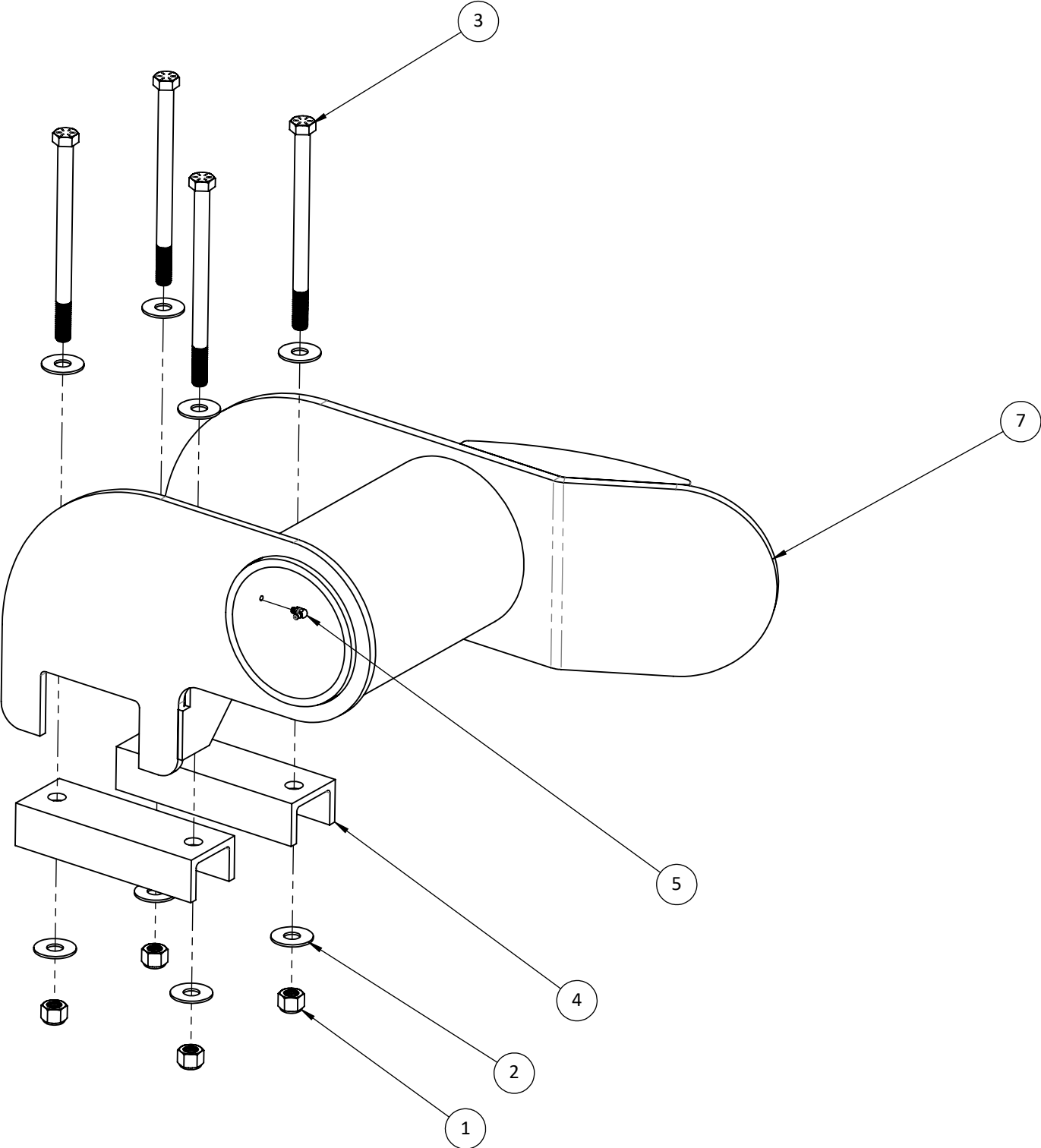


ITEM	PART NUMBER	DESCRIPTION	QTY.
1	210118	XS Bumper Adapter - Left	1
2	210117	XS Bumper Adapter - Right	1
3	210116	XS Bumper Retention Clamp	2
4	BOLT-5/8-11X7	5/8"-11 x 7" GR8 Hex Bolt	4
5	BOLT-7/8-9X3	7/8"-9 x 3" GR8 Hex Bolt	8
6	TD-5/8WASHER	5/8" Washer	8
7	WSHR-7/8	7/8" Washer	16
8	TD-5/8NYLOCKNUT	5/8" Nylock Nut	4
9	NYLOCK-7/8-9	7/8" Nylock Nut	8
10	210114	XS Bumper	1

TITLE: XS Bumper with Hardware					
TOLERANCES Unless Otherwise Specified Fractional: $\pm 1/32$ Angular: $\pm 1^\circ$ One Place Decimal: ± 0.1 Two Place Decimal: ± 0.01 Three Place Decimal: ± 0.005		Proprietary and Confidential The information contained in this drawing is the sole property of Southwestern Sales Company. Any reproduction in part or as a whole without the written permission of Southwestern Sales is prohibited.		 Southwestern Sales Co. Rogers, Arkansas 72757-1257	
FINISH Painted		MATERIAL As Noted		DWG. NO. 210119	REV
Drawn By: A. Hughes		Eng. Approval: A. Hughes		Do Not Scale	WT: 1493
5/3/2021		5/3/2021		Sheet 1 of 1	




Torque bolts to 120 in-lbf



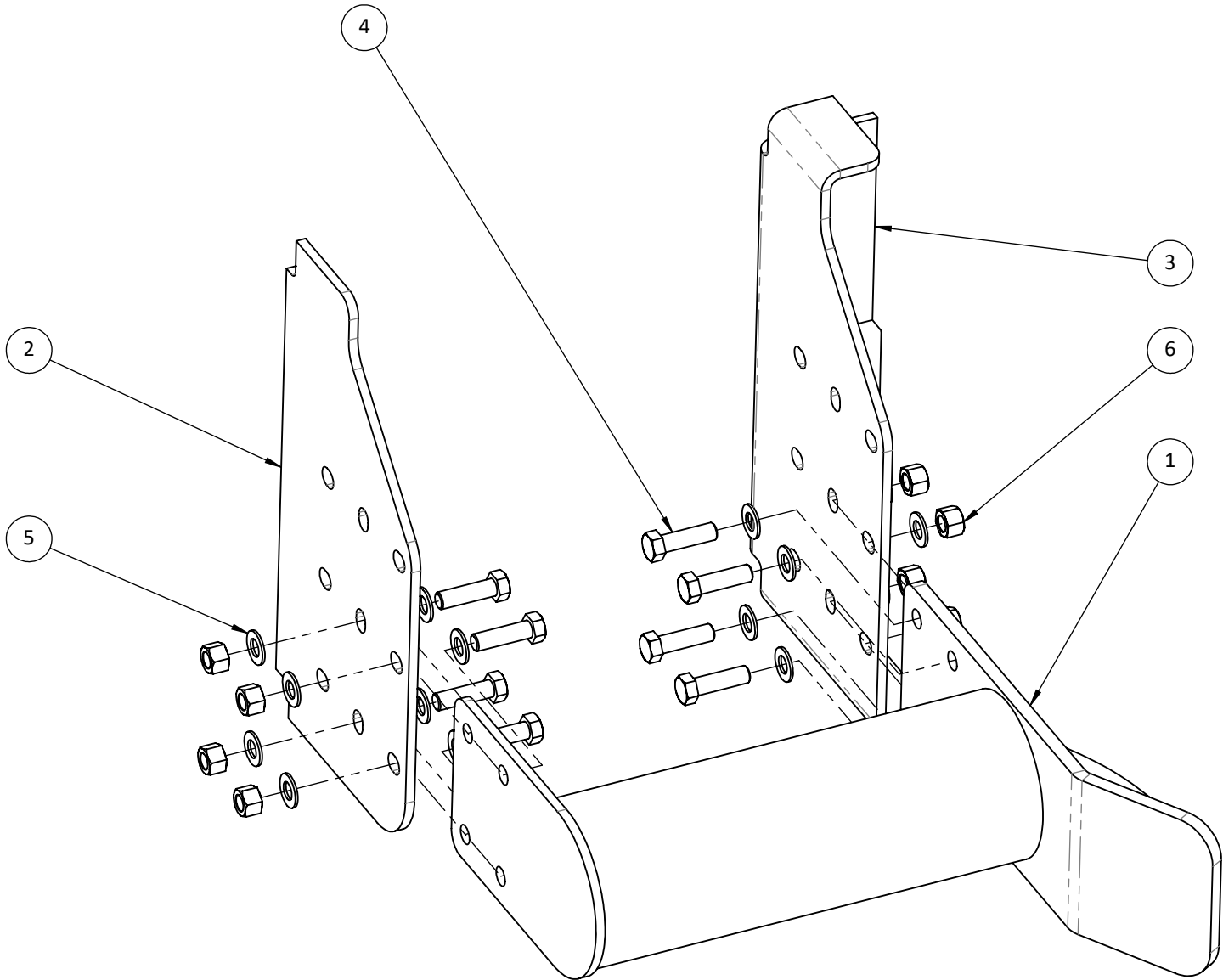
ITEM	PART NUMBER	DESCRIPTION	210077/ QTY.
1	TD-5/8NYLOCKNUT	5/8" Nylock Nut	4
2	TD-5/8WASHER	5/8" Flat Washer	8
3	BOLT-5/8-11X9	Bolt, 5/8-11 x 9" Grade 8 Hex Head	4
4	200171	Bumper Retainer Bracket	2
5	210078	Zerk, 90 deg, 1/4-28 UNF	2
6	210080	Zerk, Cap (not shown)	2
7	210075	HL Bumper - Right	1

- Notes:
- 1. Torque bolts to 120 in-lbf


TITLE: HL Right Bumper Assembly					
TOLERANCES Unless Otherwise Specified Fractional: $\pm 1/32$ Angular: $\pm 1^\circ$ One Place Decimal: ± 0.1 Two Place Decimal: ± 0.01 Three Place Decimal: ± 0.005		Proprietary and Confidential The information contained in this drawing is the sole property of Southwestern Sales Company. Any reproduction in part or as a whole without the written permission of Southwestern Sales is prohibited.		 Southwestern Sales Co. Rogers, Arkansas 72757-1257	
FINISH Painted		MATERIAL As Noted		DWG. NO. 210077	REV
Drawn By: A. Hughes		Eng. Approval: A. Hughes		Do Not Scale	WT: 109.941
4/1/2020		4/1/2020		Sheet 1 of 1	



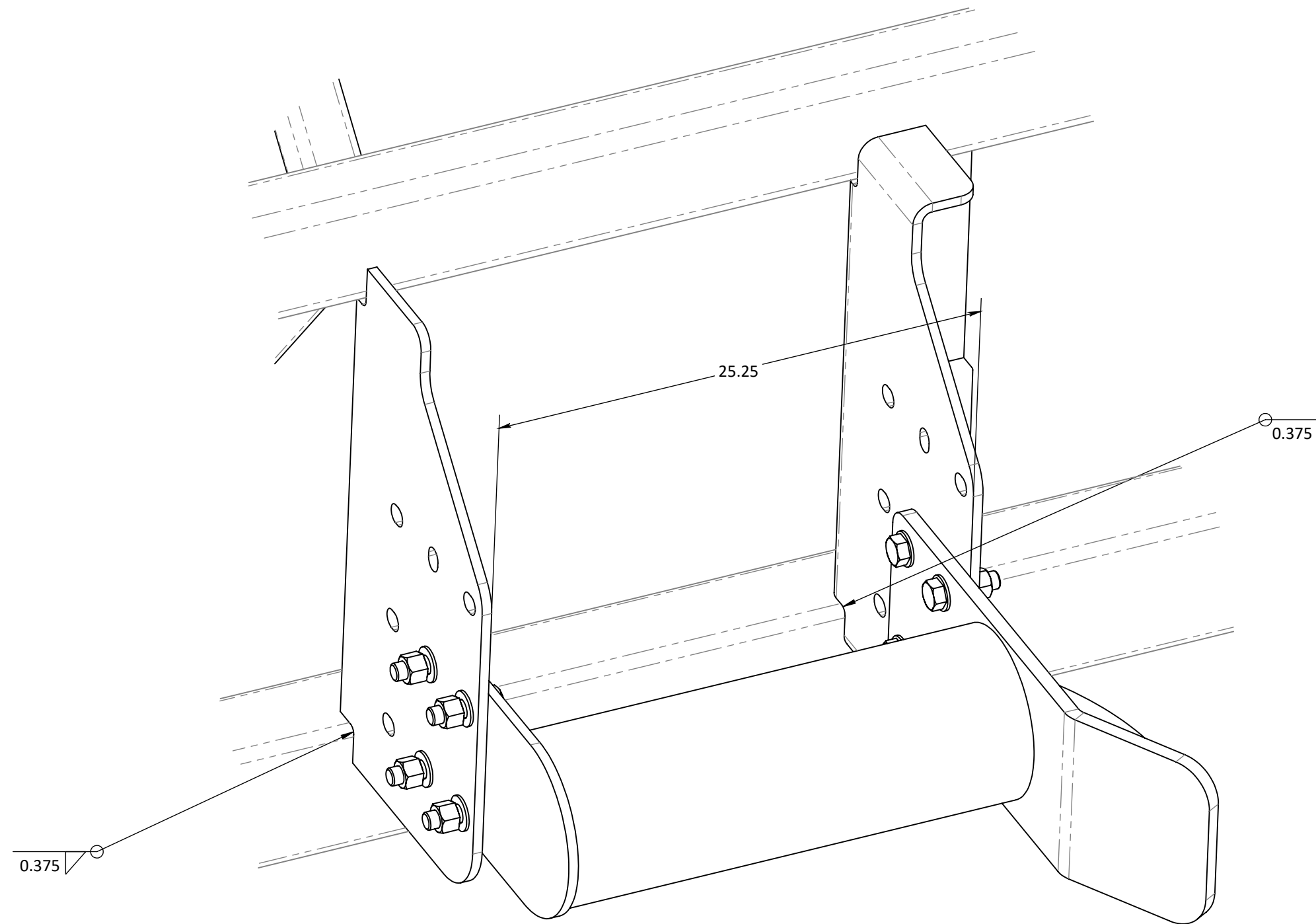
Torque bolts to 120 in-lbf



ITEM	PART NUMBER	DESCRIPTION	QTY.
1	210114	XS Bumper	1
2	210128	Vertical Bumper Mount - Interior	1
3	210137	Ext. Bumper Bracket - Right	1
4	NYLOCK-7/8-9	7/8-9 Nylock Nut	8
5	WSHR-7/8	7/8" Flat Washer	16
6	BOLT-7/8-9X3	7/8-9 x 3" Hex Bolt, Gr 5	8


TITLE: XS Large Blade Bumper - Right					
TOLERANCES Unless Otherwise Specified Fractional: ±1/32 Angular: ±1° One Place Decimal: ±0.1 Two Place Decimal: ±0.01 Three Place Decimal: ±0.005		Proprietary and Confidential The information contained in this drawing is the sole property of Southwestern Sales Company. Any reproduction in part or as a whole without the written permission of Southwestern Sales is prohibited.		<div><div></div><div><div>Southwestern Sales Co.</div><div>Rogers, Arkansas 72757-1257</div></div></div>	
FINISH Painted		MATERIAL As Noted		DWG. NO. 210146	
Drawn By:		Eng. Approval:		REV	
A. Hughes	6/28/2021	A. Hughes	6/28/2021	Do Not Scale	WT: 263
				Sheet 1 of 3	

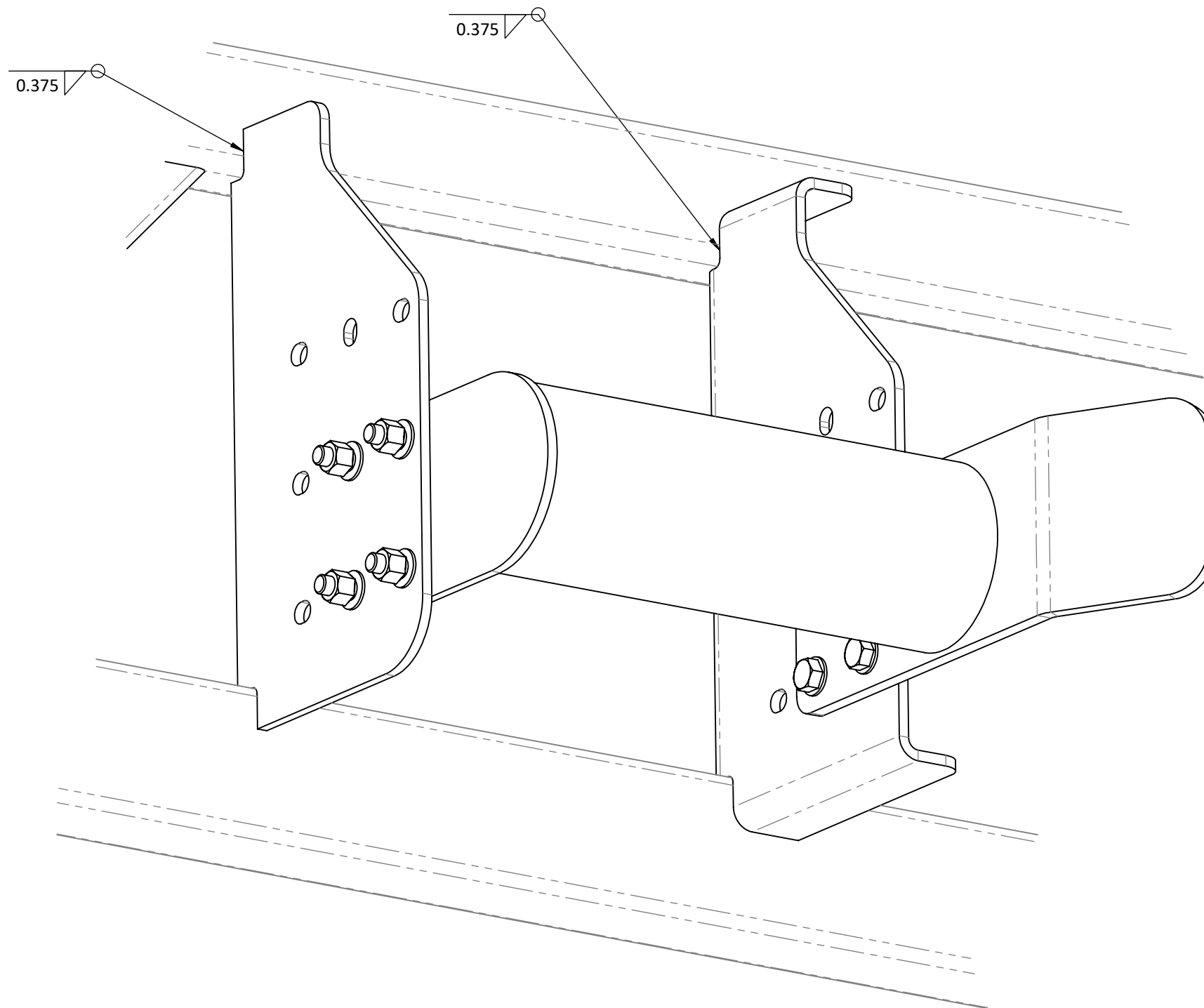





Notes:

1. Position angled plate of bumper to the outside of dozer / compactor blade.
2. Allow adequate clearance to edge of blade to facilitate alignment while in operation.
3. Ensure plates are parrallel and will allow bumper to fit between them prior to finish welding.

TITLE: XS Large Blade Bumper - Right		
 Southwestern Sales Co. Rogers, Arkansas 72757-1257	DWG. NO. 210146	REV
	Do Not Scale	SHEET 2 of 3



TITLE: XS Large Blade Bumper - Right		
 Southwestern Sales Co. Rogers, Arkansas 72757-1257	DWG. NO. 210146	REV
	Do Not Scale	SHEET 3 of 3