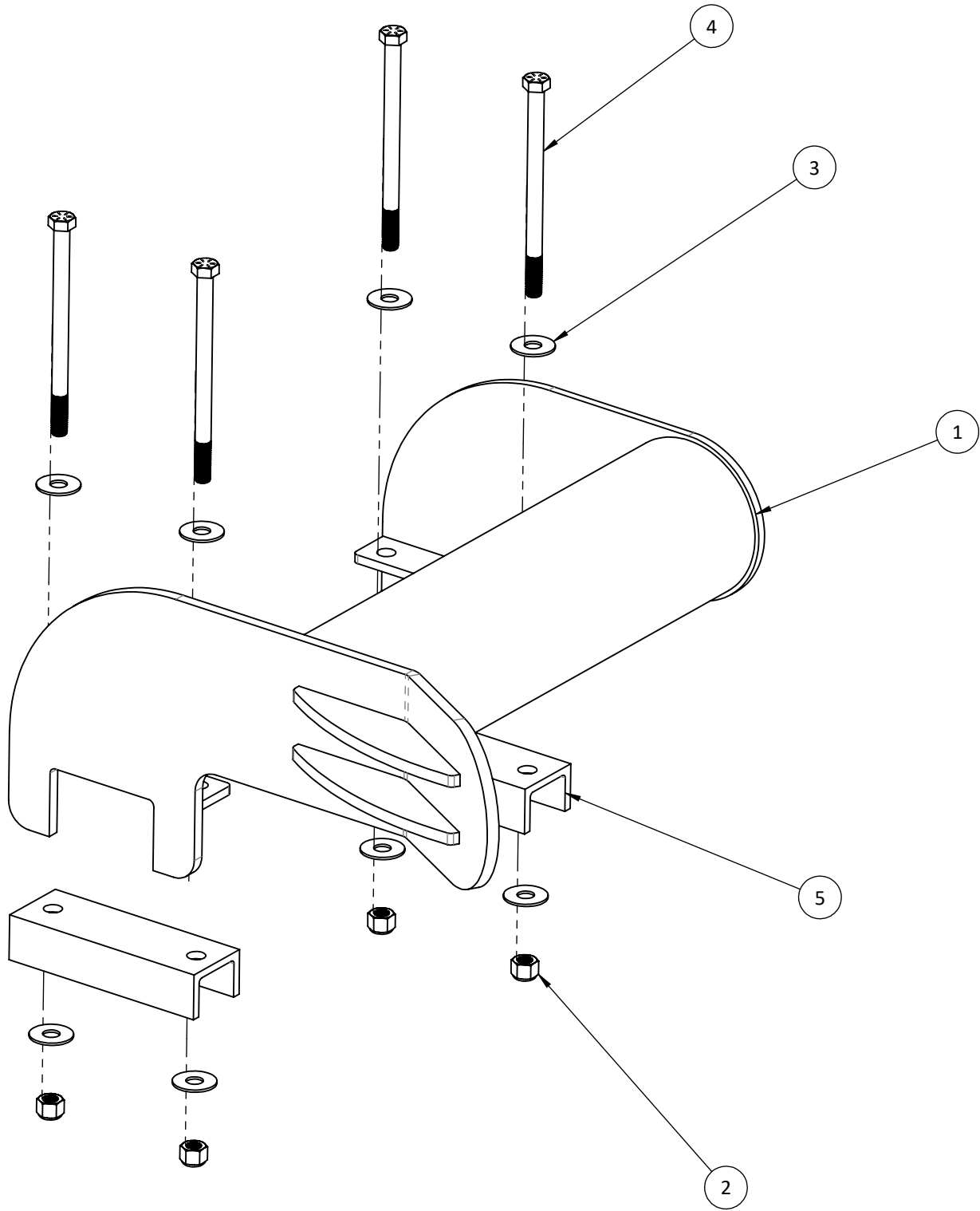



Torque bolts to 120 in-lbf

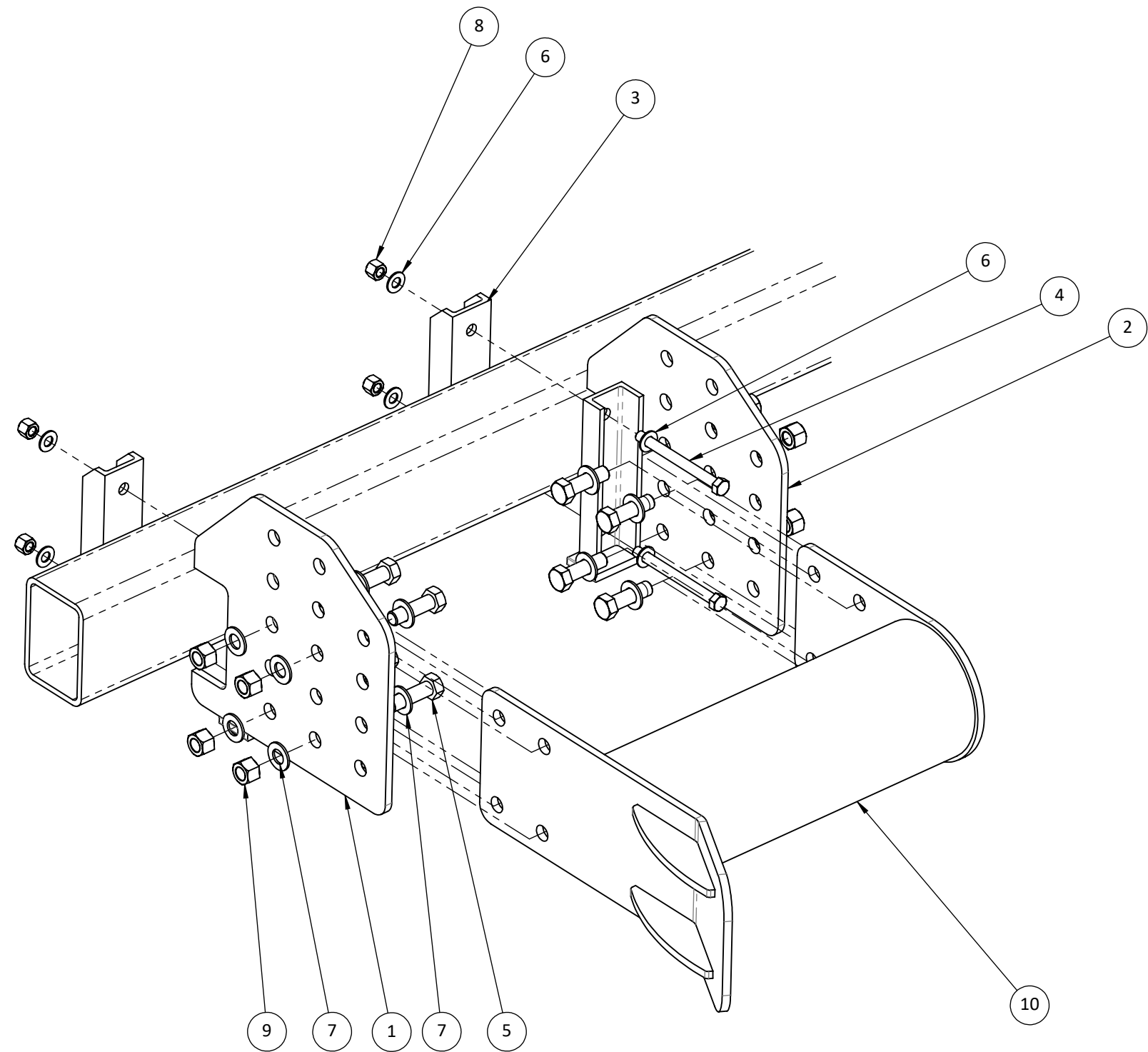


ITEM	PART NUMBER	DESCRIPTION	Qty
1	190149	TDSXS Bumper - Left	1
2	SH-5_8NYLOCK	5/8" LOCK NUT	4
3	TD-5/8WASHER	5/8" Flat Washer	8
4	BOLT-5/8-11X9	Bolt, 5/8-11 x 9" Grade 8 Hex Head	4
5	200171	bumper Retainer Bracket	2

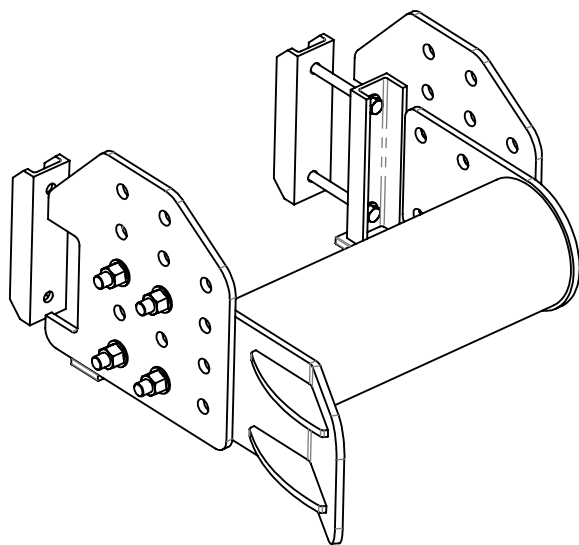
TITLE: TDSXS Left Bumper Assembly					
TOLERANCES Unless Otherwise Specified Fractional: $\pm 1/32$ Angular: $\pm 1^\circ$ One Place Decimal: ± 0.1 Two Place Decimal: ± 0.01 Three Place Decimal: ± 0.005		Proprietary and Confidential The information contained in this drawing is the sole property of Southwestern Sales Company. Any reproduction in part or as a whole without the written permission of Southwestern Sales is prohibited.		<div><div></div><div>Southwestern Sales Co. Rogers, Arkansas 72757-1257</div></div>	
FINISH Unfinished		MATERIAL As Noted		DWG. NO. 200012	
Drawn By:		Eng. Approval:		REV	
A. Hughes	3/19/202	A. Hughes	3/19/2020	Do Not Scale	WT: 92.035
				Sheet 1 of 1	




Torque bolts to 120 in-lbf



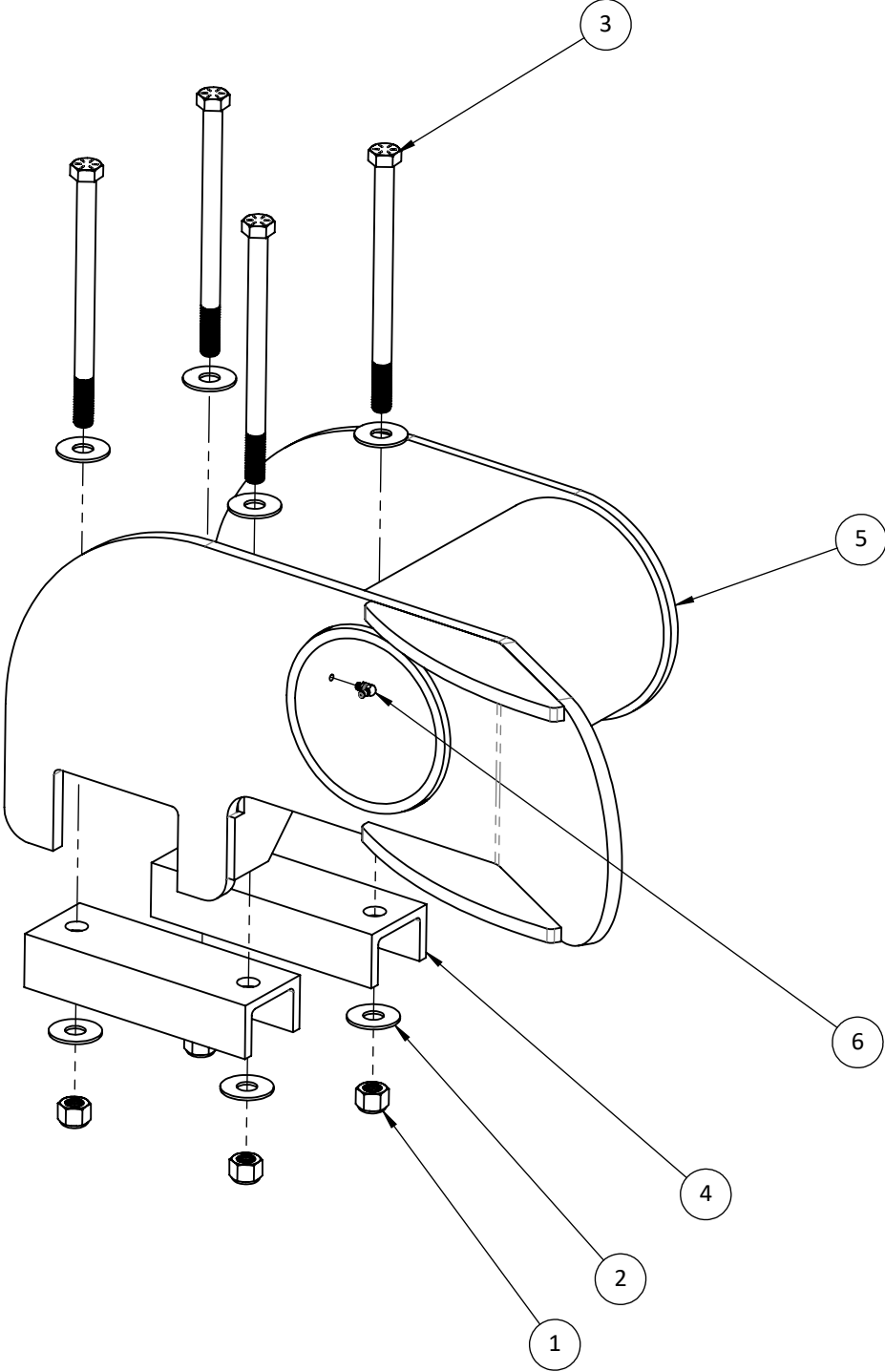
ITEM	PART NUMBER	DESCRIPTION	QTY.
1	210118	XS Bumper Adapter - Left	1
2	210117	XS Bumper Adapter - Right	1
3	210116	XS Bumper Retention Clamp	2
4	BOLT-5/8-11X7	5/8"-11 x 7" GR8 Hex Bolt	4
5	BOLT-7/8-9X3	7/8"-9 x 3" GR8 Hex Bolt	8
6	TD-5/8WASHER	5/8" Washer	8
7	WSHR-7/8	7/8" Washer	16
8	TD-5/8NYLOCKNUT	5/8" Nylock Nut	4
9	NYLOCK-7/8-9	7/8" Nylock Nut	8
10	210114	XS Bumper	1



TITLE: XS Bumper with Hardware					
TOLERANCES Unless Otherwise Specified Fractional: $\pm 1/32$ Angular: $\pm 1^\circ$ One Place Decimal: ± 0.1 Two Place Decimal: ± 0.01 Three Place Decimal: ± 0.005		Proprietary and Confidential The information contained in this drawing is the sole property of Southwestern Sales Company. Any reproduction in part or as a whole without the written permission of Southwestern Sales is prohibited.		 Southwestern Sales Co. Rogers, Arkansas 72757-1257	
FINISH Painted		MATERIAL As Noted		DWG. NO. 210119	REV
Drawn By: A. Hughes		Eng. Approval: A. Hughes		Do Not Scale	WT: 1493
5/3/2021		5/3/2021		Sheet 1 of 1	




Torque bolts to 120 in-lbf



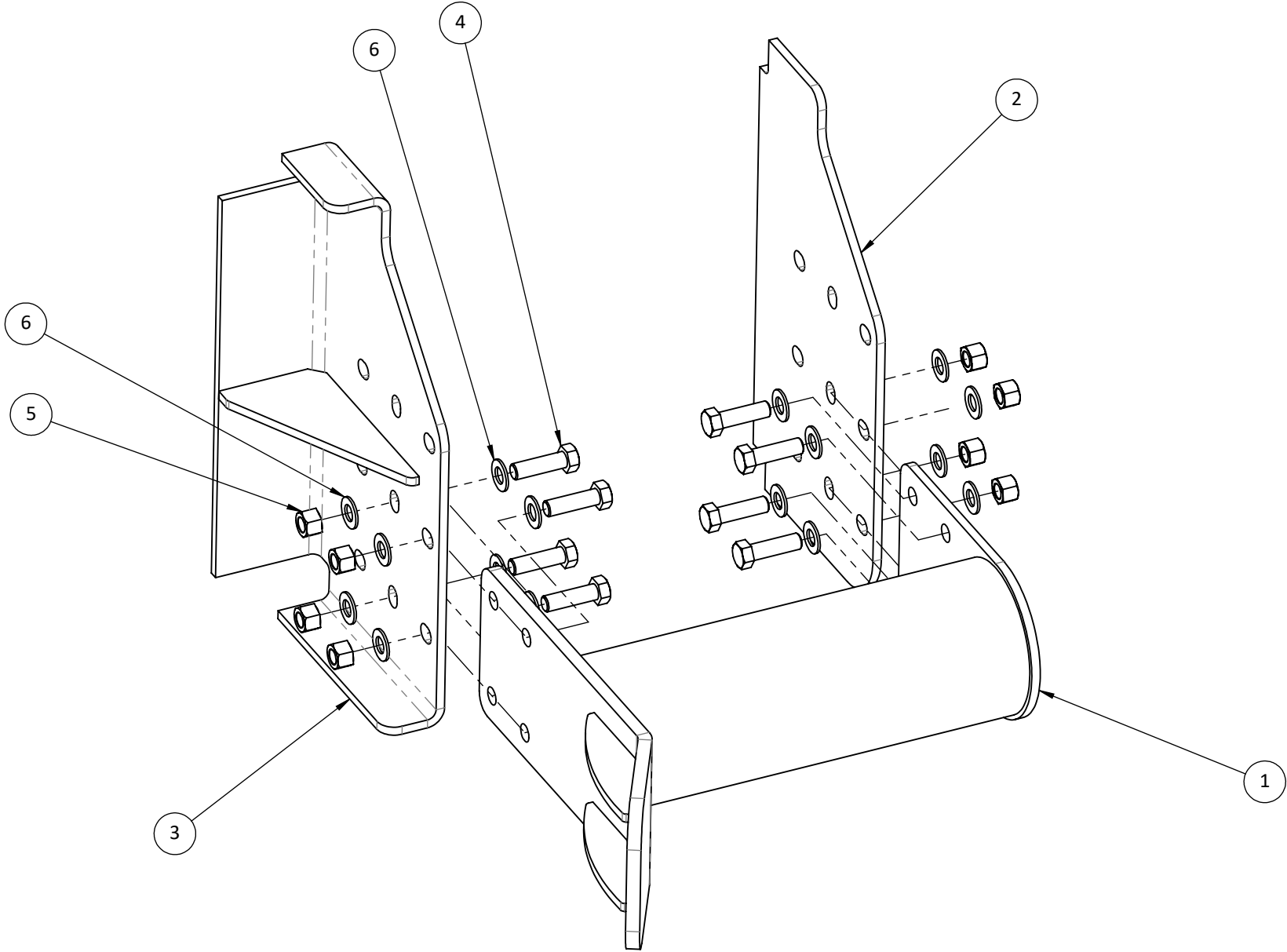
ITEM	PART NUMBER	DESCRIPTION	210076/ QTY.
1	TD-5/8NYLOCKNUT	5/8" Nylock Nut	4
2	TD-5/8WASHER	5/8" Flat Washer	8
3	BOLT-5/8-11X9	Bolt, 5/8-11 x 9" Grade 8 Hex Head	4
4	200171	Bumper Retainer Bracket	2
5	210074	HL Bumper - Left	1
6	210078	Zerk, 90 deg, 1/4-28 UNF	2
7	210080	Zerk, Cap (not shown)	2

- Notes:
1. Torque bolts to 120 in-lbf


TITLE: HL Left Bumper Assembly							
TOLERANCES Unless Otherwise Specified Fractional: $\pm 1/32$ Angular: $\pm 1^\circ$ One Place Decimal: ± 0.1 Two Place Decimal: ± 0.01 Three Place Decimal: ± 0.005		Proprietary and Confidential The information contained in this drawing is the sole property of Southwestern Sales Company. Any reproduction in part or as a whole without the written permission of Southwestern Sales is prohibited.		 <div>Southwestern Sales Co. Rogers, Arkansas 72757-1257</div>			
FINISH Painted		MATERIAL As Noted		DWG. NO. 210076		REV	
Drawn By:		Eng. Approval:					
A. Hughes	4/1/2020	A. Hughes	4/1/2020	Do Not Scale		WT: 109.941	Sheet 1 of 1



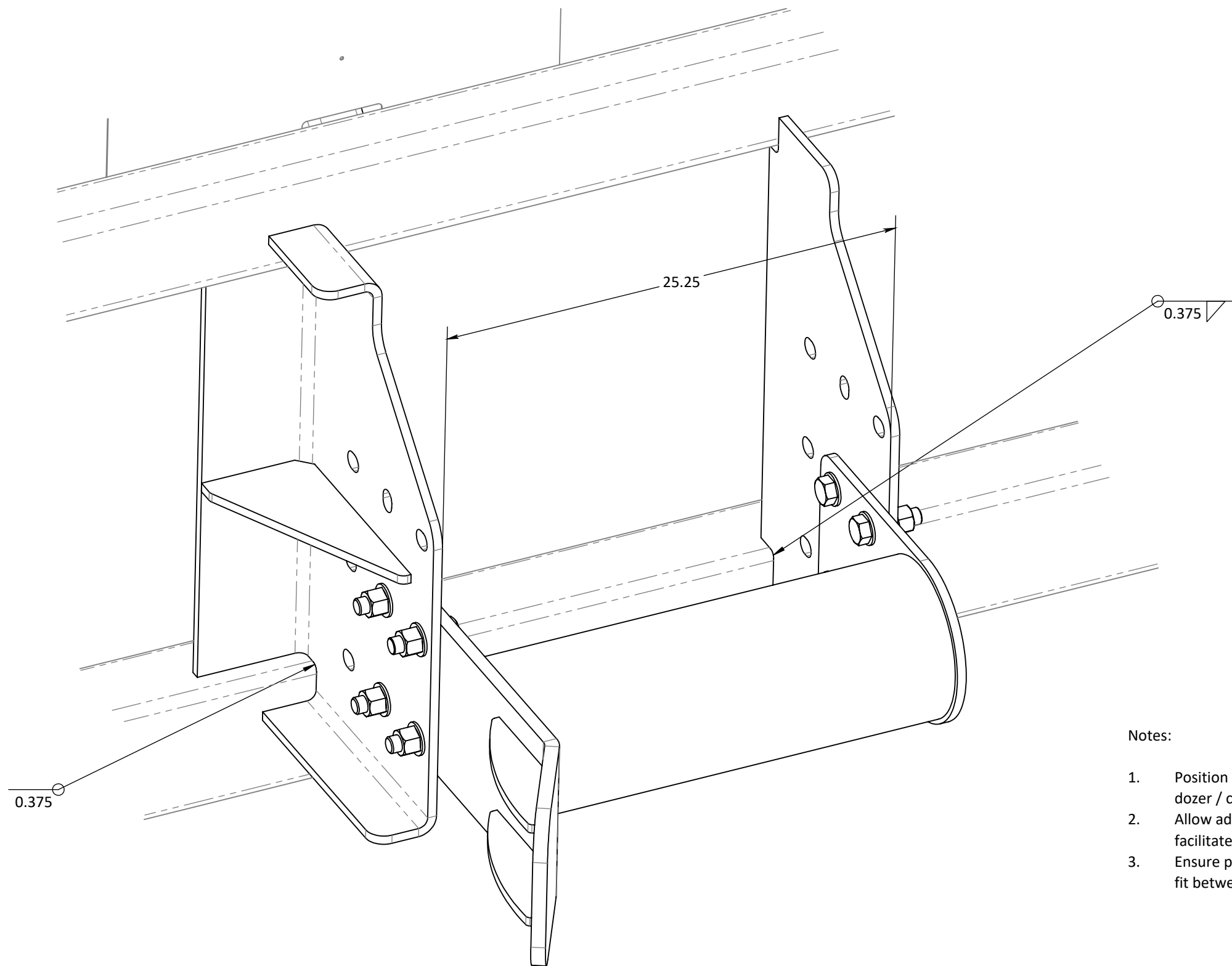
Torque bolts to 120 in-lbf



ITEM	PART NUMBER	DESCRIPTION	QTY.
1	210114	XS Bumper	1
2	210128	Vertical Bumper Mount - Interior	1
3	210136	Ext. Bumper Bracket - Left	1
4	BOLT-7/8-9X3	7/8-9 x 3" Hex Bolt, Gr 5	8
5	NYLOCK-7/8-9	7/8-9 Nylock Nut	8
6	WSHR-7/8	7/8" Flat Washer	16


TITLE: XS Large Blade Bumper - Left					
TOLERANCES Unless Otherwise Specified Fractional: $\pm 1/32$ Angular: $\pm 1^\circ$ One Place Decimal: ± 0.1 Two Place Decimal: ± 0.01 Three Place Decimal: ± 0.005		Proprietary and Confidential The information contained in this drawing is the sole property of Southwestern Sales Company. Any reproduction in part or as a whole without the written permission of Southwestern Sales is prohibited.		 Southwestern Sales Co. Rogers, Arkansas 72757-1257	
FINISH Painted		MATERIAL As Noted		DWG. NO. 210145	
Drawn By: A. Hughes		Eng. Approval: A. Hughes		REV	
6/28/2021		6/28/2021		Do Not Scale	WT: 263
				Sheet 1 of 3	

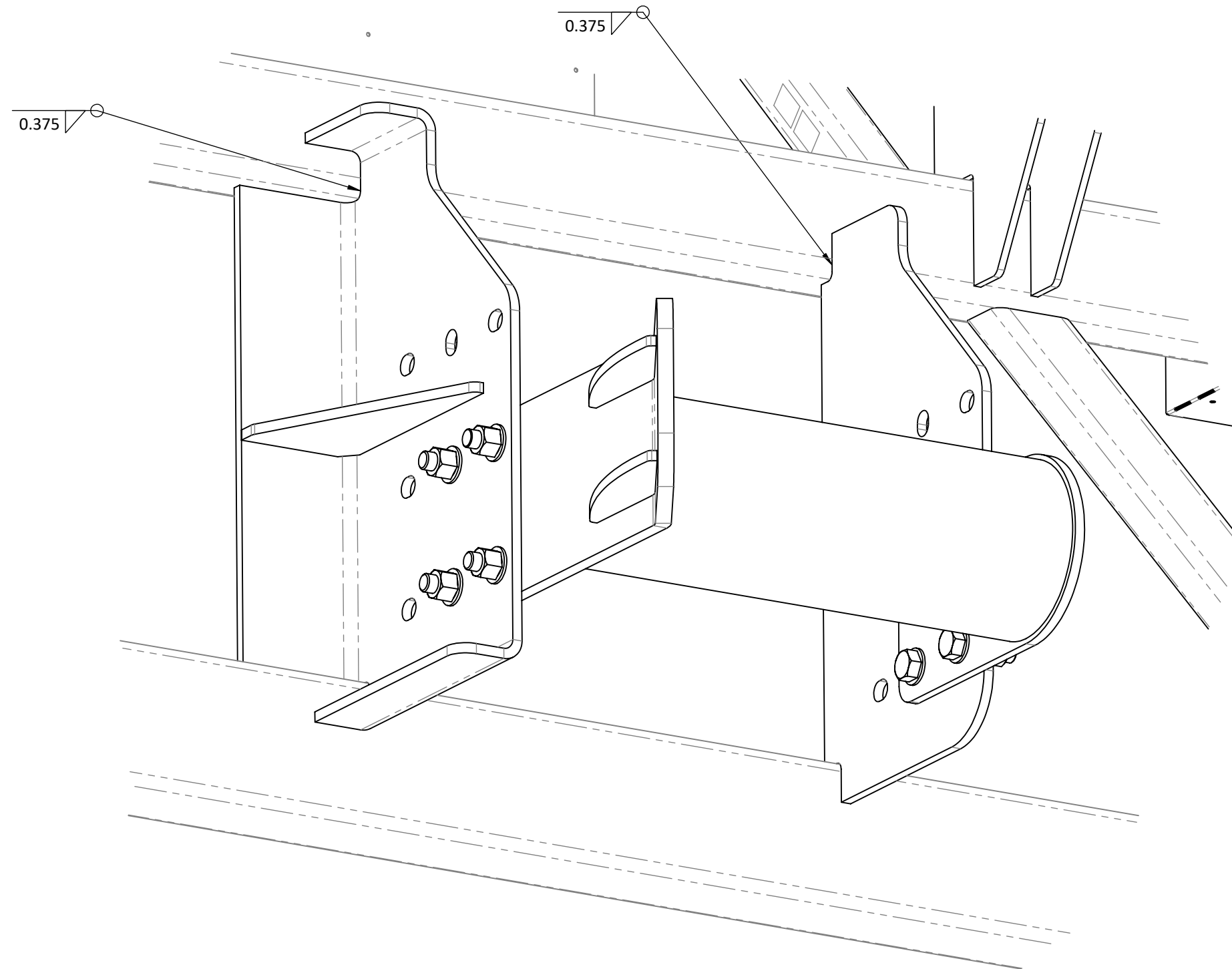





Notes:

1. Position angled plate of bumper to the outside of dozer / compactor blade.
2. Allow adequate clearance to edge of blade to facilitate alignment while in operation.
3. Ensure plates are parrallel and will allow bumper to fit between them prior to finish welding.

TITLE: XS Large Blade Bumper - Left		
 Southwestern Sales Co. Rogers, Arkansas 72757-1257	DWG. NO. 210145	REV
	Do Not Scale	SHEET 2 of 3



TITLE: XS Large Blade Bumper - Left		
 Southwestern Sales Co. Rogers, Arkansas 72757-1257	DWG. NO. 210145	REV
	Do Not Scale	SHEET 3 of 3